



Cambridge International Examinations
Cambridge International General Certificate of Secondary Education

CANDIDATE
NAME

CENTRE
NUMBER

--	--	--	--	--

CANDIDATE
NUMBER

--	--	--	--



ENGLISH AS A SECOND LANGUAGE

0511/13

Paper 1 Reading and Writing (Core)

October/November 2018

1 hour 30 minutes

Candidates answer on the Question Paper.

No Additional Materials are required.

READ THESE INSTRUCTIONS FIRST

Write your Centre number, candidate number and name on all the work you hand in.

Write in dark blue or black pen.

Do not use staples, paper clips, glue or correction fluid.

DO **NOT** WRITE IN ANY BARCODES.

Answer **all** questions.

Dictionaries are **not** allowed.

At the end of the examination, fasten all your work securely together.

The number of marks is given in brackets [] at the end of each question or part question.

This syllabus is approved for use in England, Wales and Northern Ireland as a Cambridge International Level 1/Level 2 Certificate.

This document consists of **13** printed pages and **3** blank pages.

Exercise 1

Read the leaflet about a student film festival, and then answer the following questions.

Get ready for the film festival!

Yes, it's almost that time of year again. Time to sit back and enjoy a whole range of films from all over the world – plus some that have been made right here, by students at this college!

We've been running the film festival for five years now, and it's got bigger and better each year. We're anticipating even more interest in this year's festival, so we're moving to a larger venue – the Downing Room isn't big enough anymore. You'll find us in North Hall instead, which means up to 100 people can attend each event.

What's on?

The full programme will be available on the college website next month, but in the meantime, here is some information to get you interested.

On the opening night, we'll be showing a beautiful film called *Moonlight*. The story takes place in the middle of the Atlantic Ocean, and it's about an attempt to row across it, from Portugal to the Caribbean. You'd never guess that the entire film was shot on a lake in northern England, as the scenery looks so realistic. There's some great acting by Ed Turner, and the leading role is played brilliantly by Adam Bateley. This is Cath Streetman's very first film as a director.

Another film which is likely to be popular is *Steel Bullet*. From the title, you might imagine it's about a murder, though in fact it features a wedding. It's all in Swedish, but don't worry, there are subtitles!

Short film competition

One of the most exciting aspects of the festival is the short films made by you! If you are considering entering the annual competition, act quickly, as we need to receive your completed work no later than December 5th. And don't forget the application forms must be sent in by November 23rd, including the title and the names of all students involved. Later, when you submit your film on DVD, please include a brief summary of the film in the same package. We have a panel of judges to select the best short films. Two lucky groups will each get a £200 gift voucher, but the overall winner gets a place on a one-week film-making course next year.

Special events at the festival

We're planning several events too. Last year, one of the most popular was the talk by a sound engineer and this year, we're excited to announce that the main presentation will be given by a costume designer. Plus, we're organising a training session for up to 12 people one morning, which will focus on screenwriting skills, and we're hoping to run some hour-long sessions on animation and sound effects.

Find out more in next month's update!

- (a) Where will the college film festival take place?
.....[1]
- (b) Who is the main actor in the film Moonlight?
.....[1]
- (c) What is the film Steel Bullet about?
.....[1]
- (d) When is the deadline for sending in a short film?
.....[1]
- (e) What must students send in with their short film?
.....[1]
- (f) What is the first prize for the short film competition?
.....[1]
- (g) What can you learn in the half-day class?
.....[1]

[Total: 7]

Exercise 2

Read the article about the architect Zaha Hadid, and then answer the following questions.

Zaha Hadid (1950–2016)

Zaha Hadid was an award-winning architect. She was born in Baghdad in 1950, and went to an English boarding school. She gained a degree in maths at the American University of Beirut, and then studied architecture in London. She died in 2016.

She began her career in London in the early 1980s, where she opened her own office in a small room in what used to be a school. At that time, the idea that she would become one of the world's most successful architects might not have seemed likely because Hadid was not actually building anything. Instead, she was working long hours, often through the night, producing drawings. To many, her drawings seemed like fantasies, rather than anything that could be identified as buildings. But Hadid was exploring new ways to imagine how space could be used. She was inspired by the Russian artist Kazimir Malevich, whose work Hadid had discovered when she was still a student.

The most famous of Hadid's drawings were made for the competition she won in 1983 to design a resort complex in Hong Kong known as The Peak. Some people felt that her design would be impossible to build, but a well-known engineer who had worked on the Pompidou Centre in Paris disagreed. In the end, it was never constructed because the client ran out of money. Critics have pointed out that many of her early designs were not built, but in fact this happens to most architects.

The best example of her work from the 1980s drawings was the cultural complex that was built in Baku, Azerbaijan, 30 years later. Many visitors say its shape resembles an iceberg, and the building is noted for the flowing, curved lines and lack of any sharp angles. However, her very first building is not so well known. She was commissioned by the owner of a German furniture company to design a small building to put the company's fire engine in. When the building was later converted to be used for part of the company's museum, some journalists incorrectly claimed that this was because her design was not practical for its original purpose.

Over time, Hadid expanded from her one-room office to run a modern architecture company with more than 400 staff. Despite being equipped with ranks of computers and sophisticated design software, Hadid herself worked with a pen, ruler and T-squares, as she had been trained. She built an extraordinary range of buildings in cities around the world, including a university library, a car factory and an opera house (in Oxford, Leipzig and Guangzhou, respectively). She also designed a skyscraper complex in Beijing, with three towers ranging from 118 to 200 metres in height. Hadid was much more interested in shape and use of space than height – there are many buildings designed by other architects which are much taller.

Building (A–Z)	Location	Height (metres)	Number of floors	Year built
Abraj Al-Bait Clock Tower	Mecca (Saudi Arabia)	601	120	2012
Burj Khalifa	Dubai (UAE)	830	163	2010
Lotte World Tower	Seoul (South Korea)	555	123	2016
One World Trade Center	New York City (USA)	541	104	2014
Ping An Finance Centre	Shenzhen (China)	599	115	2016
Shanghai Tower	Shanghai (China)	632	128	2015

Although some people claimed that her work was too controversial, Hadid actually managed to make architecture that was genuinely popular. When the Design Museum in the UK put on a show of Hadid's work in 2007, it was the most successful architecture show the museum had ever run. However, it was the Olympic Aquatics Centre which really brought her to the attention of the public in the UK.

- (a) Where did Zaha Hadid get her first degree?
.....[1]
- (b) What was the original purpose of the building where she started her own business?
.....[1]
- (c) Who did she get the ideas for her early drawings from?
.....[1]
- (d) What was the name of the building which won a design competition in 1983, **and** why was it not built? Give **two** details.
.....
.....[2]
- (e) What do people think the cultural complex in Baku looks like?
.....[1]
- (f) What was originally kept in the first building she designed and had built?
.....[1]
- (g) What equipment did she prefer to use when preparing a design? Give **two** details.
.....[1]
- (h) Which city did she design and build a car factory for?
.....[1]
- (i) According to the chart, what is the tallest building in the world, **and** when was it built?
.....[1]
- (j) Which of her buildings is she best known for in the UK?
.....[1]

[Total: 11]

Exercise 3

Every year, a craft fair takes place in Redwick village hall. Daniela Gale and her friend Jessica Watts were walking past the hall last month, and saw a notice advertising the event. They read that the fair is a good place for selling home-made food, clothes, paintings and jewellery. Daniela, who is 18, enjoys being creative. She has been making necklaces and bracelets for several years, so Jessica suggested she should rent a stall at the fair to sell them. There was a contact number on the notice – 0972 563914. However, the hall was open, so they went inside to find out more, and Daniela asked the organisers to send her a booking form. She gave them her mobile phone number, 0789 325779, and both her email addresses – busybee@home.co.uk and dgale@newportcollege.uk – but the organisers suggested she should use her personal address rather than her college address for the booking.

Daniela went home, to 37 The Beeches, Newport NP19 6AJ, and told her parents about the fair. They agreed it would be a good opportunity for her, and offered to write a cheque to pay for renting a stall. Daniela thought it would be easier to use her own credit card, as it is in her name, so her parents gave her some cash to buy materials instead. They also discussed what size of stall to book. She didn't think she would have enough items to fill a large stall, so she requested a medium one, as her parents thought a small one might look too crowded.

Daniela's father suggested calling the stall Daniela's Dreams, but she decided Beach Designs was a better name. After all, she uses shells that she collects from local beaches to make necklaces. She also uses glass beads to make bracelets. With these, she enjoys making things you can't find in shops.

The fair takes place from Thursday 6 to Sunday 9 December. Daniela is at college on the Thursday and Friday, but would like a stall for the next two days. Her father said she could borrow the family car to drive there each day, but Daniela is worried about parking so he will drive her there and pick her up each day instead.

Imagine you are Daniela. Fill in the form, using the information above.

Redwick Craft Fair

Booking Form

Section A: Personal details

Full name:

Home address:

Email address:

Phone number:

Section B: Stall details

What type of product do you want to sell? (tick one box)

clothes food jewellery art

Which day(s) would you like to rent a stall?

Name of your stall:

Size of stall you require:

Do you need parking? (please delete) YES / NO

How would you like to pay? (please circle) cash / credit card / cheque

Section C

In the space below, write **one** sentence describing what you make, and **one** sentence saying why you like making this product.

[Total: 14]

Exercise 4

Read the article about a museum which is being expanded and improved, and then complete the following notes.

The Museum of Science and Technology

At the end of February this year, the popular Museum of Science and Technology in the city centre closed its doors for an ambitious ten-month redevelopment project. The exciting news is that the project is due to be completed on schedule, with the museum re-opening in the first week of December.

So, what can the public look forward to when the museum opens its doors again? First of all, there is double the amount of gallery space. According to the museum director, Hans Trippman, this is the most exciting aspect of the redevelopment, and it is the most noticeable one too. New heating and lighting systems have been installed at the same time. Visitors who take the opportunity of attending the late-night sessions, which have always been popular, will appreciate this the most.

Another important difference concerns the way that the museum displays are organised. These have been rearranged by theme, rather than by date. In order to help the public explore this new layout, the museum has announced that it is introducing a series of free guided tours on weekday lunchtimes, for the first month at least. Up to twenty people can join each tour, on a first-come-first-served basis. And as this is a science and technology museum, some interactive displays have been added. Hans Trippman says, "All of the museum staff are really looking forward to seeing how our younger visitors in particular will respond to these!"

The museum, which has always been a favourite with groups of school children, now benefits from the addition of an education room, with information and a range of activities inside. Teachers will be able to take groups of students into this room for classes or demonstrations. In the first week after opening, there will be a competition to design a poster advertising the museum, which Hans Trippman hopes will be popular with school groups.

Visitors will also see that the shop has been moved next to the café. The shop will continue to sell a wide range of postcards, books, T-shirts and various other gifts. For the first 100 lucky visitors who come to the museum after the re-opening, the museum is giving away a free cloth bag and pen. These both have the attractive museum logo on them – that is one thing which is not changing.

When asked about the cost of the redevelopment, Hans Trippman explained that the majority of the money for this project came from government funding, but that the museum received some significant donations from the public too. "We are not increasing the ticket prices," he stated. "There will be an official opening ceremony on 12 December, which local councillors as well as those who have made donations to the museum have been invited to." He added that there is also a chance for members of the public to attend – the museum is offering a number of free tickets for the opening ceremony – and details can be found on the museum website.

You are going to give a talk to your class about the Museum of Science and Technology. Prepare some notes to use as the basis for your talk.

Make short notes under each heading.

How the museum building and contents have changed:

-
-
-
-

What the museum is doing to celebrate the re-opening:

-
-
-

[Total: 7]

Exercise 5

Imagine that you have given your talk to your class. Now your teacher has asked you to follow this up with a summary for the school website.

Look at your notes in Exercise 4. Using the ideas in your notes, write a summary about the Museum of Science and Technology.

Your summary should be about 70 words long (and no more than 80 words long). You should use your own words as far as possible.

.....

.....

.....

.....

.....

.....


.....

.....

.....

[Total: 5]

[Turn over

Exercise 6

Last month, you and your family went on a day trip to a place in the countryside.

Write an email to your friend about the trip.

In your email, you should:

- explain why you went to this place
- describe what you did on the day
- offer to take your friend there next time

The pictures above may give you some ideas, and you should try to use some ideas of your own.

Your email should be between 100 and 150 words long.

You will receive up to 7 marks for the content of your email, and up to 6 marks for the style and accuracy of your language.

A series of horizontal dotted lines for writing.

[Total: 13]

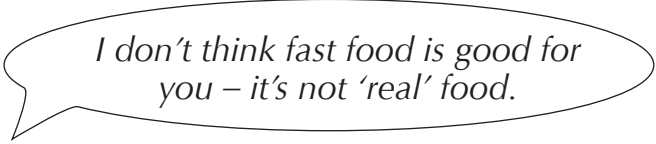
Exercise 7

In your English class, you have had a discussion about fast food.


Here are some comments from your friends:



I think fast food is delicious!



I don't think fast food is good for you – it's not 'real' food.



I'd much rather eat fresh, local food
- that tastes best.



**Fast food is great
- I don't have to
cook!**

Write an article for your teacher, giving your views.

The comments above may give you some ideas, and you should try to use some ideas of your own.

Your article should be between 100 and 150 words long.

You will receive up to 7 marks for the content of your article, and up to 6 marks for the style and accuracy of your language.

BLANK PAGE

Permission to reproduce items where third-party owned material protected by copyright is included has been sought and cleared where possible. Every reasonable effort has been made by the publisher (UCLES) to trace copyright holders, but if any items requiring clearance have unwittingly been included, the publisher will be pleased to make amends at the earliest possible opportunity.

To avoid the issue of disclosure of answer-related information to candidates, all copyright acknowledgements are reproduced online in the Cambridge International Examinations Copyright Acknowledgements Booklet. This is produced for each series of examinations and is freely available to download at www.cie.org.uk after the live examination series.

Cambridge International Examinations is part of the Cambridge Assessment Group. Cambridge Assessment is the brand name of University of Cambridge Local Examinations Syndicate (UCLES), which is itself a department of the University of Cambridge.